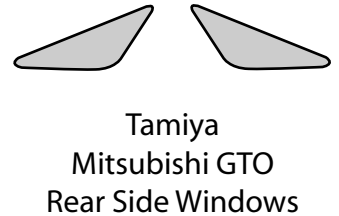
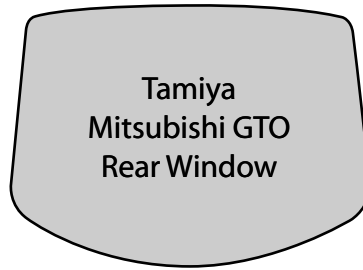
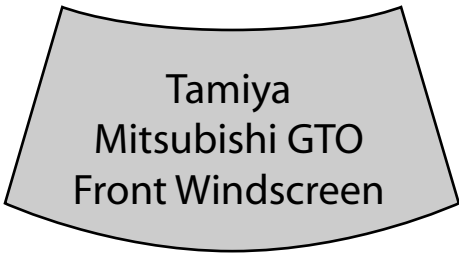


Tamiya Mitsubishi GTO Window Masks

Print them out on paper and cut then test for scale, they should print correct.

If correct, stick Tamiya 18mm wide tape over the top and cut them out, peel off paper and fix to inside of clear window unit, then spray with Semi-gloss black, (airbrushing is best) remembering to apply in light coats to stop paint bleeding under masks.



Created by Steve Hemming 2003 - <http://www.spc.org.uk>